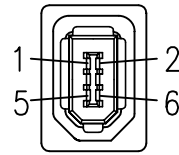
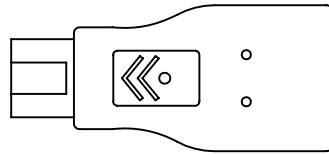
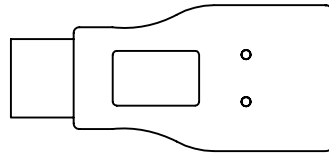
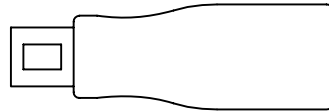


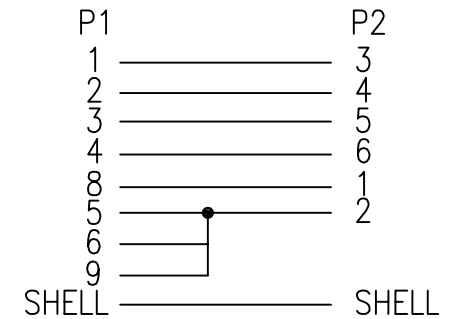
P1



P2



PIN OUT



NOTES:

1. WIRE: UL1061 26AWG.
2. CONNECTOR: P1: IEEE 1394 9PIN MALE, CONTACT MATERIAL: BRASS, GOLD PLATED OVER, SHELL NICKEL PLATED, BLACK INSULATION.
P2: IEEE 1394 6PIN FEMALE, CONTACT MATERIAL: BRASS, GOLD PLATED OVER, SHELL NICKEL PLATED, BLACK INSULATION.
3. ALL HOOD: MOLD PVC: WHITE.

NET MECHANISM Corp
www.cabling-ol.net

SCALE	NONE		REV	C
UNIT	MM			
SHEET	1/1	DWG NO.		
DATE	08/08/06	TITLE		
1394 9P/M TO 1394 6P/F ADAPTER				
PART NO.				
A1394-9M6F				