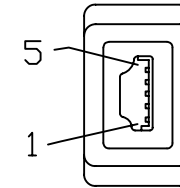
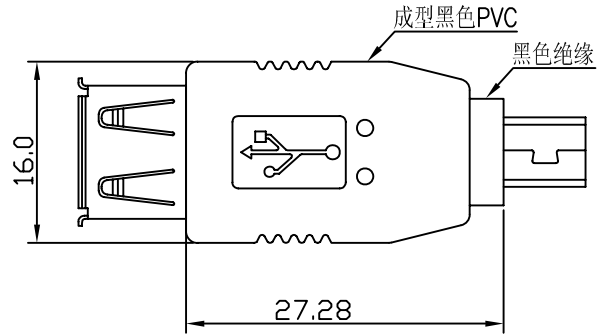
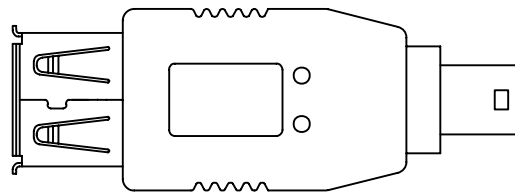



P1



P2



PIN OUT

P1	P2
1	1
2	2
3	3
4	5

SHELL ——— SHELL

NOTE:

1.CONN: P1:USB A TYPE FEMALE, WHITE PBT INSULATION, GOLD PLATED CONTACTS, NICKEL PLATED SHELL.

P2:MINI USB B TYPE MALE, BLACK INSULATION, GOLD PLATED CONTACTS, NICKEL PLATED SHELL.

2.WIRE: UL1007 30AWG.

3.MOLDED 45P BLACK PVC.

4.100% ELECTRONIC TEST.

NET MECHANISM Corp www.cabling-ol.net				
SCALE	NONE	⊕	REV	B
UNIT	MM			
SHEET	1/1	DWG NO.		
DATE	03/19/12			
TITLE	ADP-USB-AF5MB			
PART NO.	AUSB-AF-MB5			