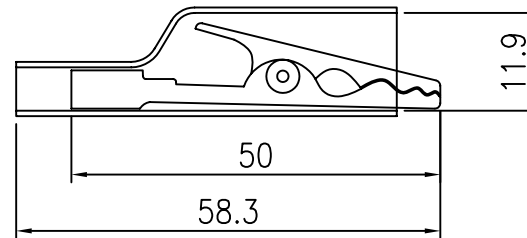
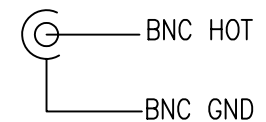
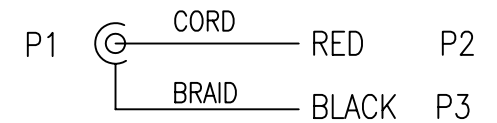


P/N	X(M)	L(MM)	TOLERANCE(MM)
BNCPW5A-58AU0050	0.5	500	+25/-0
BNCPW5A-58AU0100	1	1000	+25/-0
BNCPW5A-58AU0150	1.5	1500	+50/-0
BNCPW5A-58AU0200	2	2000	+50/-0
BNCPW5A-58AU0300	3	3000	+50/-0
BNCPW5A-58AU0500	5	5000	+50/-0



PIN OUT :



NOTE:

- 1.CABLE:RG58A/U 20AWGx1C(19/0.18 TINNED COPPER)+PE INSULATION+ BRAID(16*6/0.12),PVC JACKET,COLOR:BLACK,φ5.0±0.15mm.
- 2.CONN.:P1:BNC MALE, GOLD FLASH CONTACTS, 50 OHM.(RG58U)
- 3.WIRE:NON-UL 20AWG*1C(21/0.18 TINNED COPPER) OD=2.8mm, JACKET:95P PVC(FLEXIBLE),COLOR:RED(A16035).
- 4.WIRE:NON-UL 20AWG*1C(21/0.18 TINNED COPPER) OD=2.8mm, JACKET:95P PVC (FLEXIBLE),COLOR:BLACK.
- 5.CLAMP:P2:ALLIGATOG CLIPSCREW RED PVC HOOD.
- 6.CLAMP:P3:ALLIGATOG CLIPSCREW BLACK PVC HOOD.
- 7.MOLD 45P PVC BLACK.
- 8.BNC SR MOLDED PVC BLACK .
- 9.TESTING:100% ELECTRICAL TEST.
- 10.PACKING:EACH CABLE IN A POLY-BAG.

NET MECHANISM Corp				
www.cabling-ol.net				
SCALE	NONE		REV	A
UNIT	MM			
SHEET	1/1	DWG NO.		
DATE	06/21/05			
TITLE				
BNC/M TO CLAMP				
PART NO.				
BNCPW5A-58AUXXXX				