


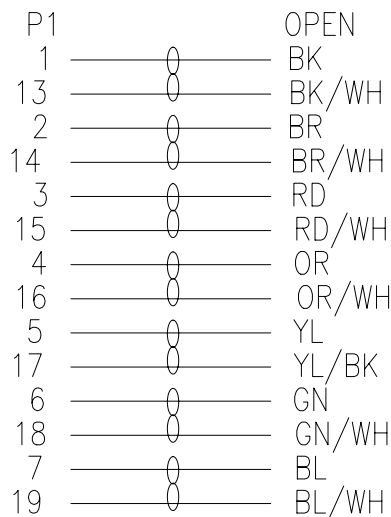
P1 CN24F

FEMALE BAIL LOCK HARDWARE(X2)

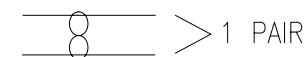
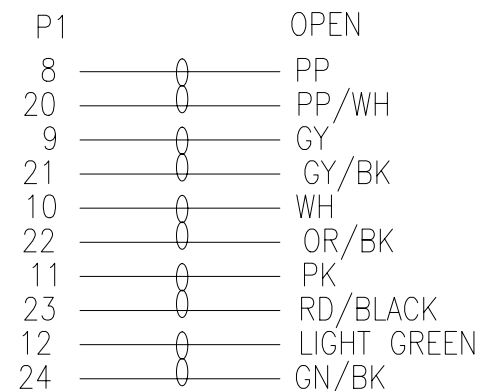
P/N	X(M)	L(MM)	TOLERANCE(MM)
C24S-M0050	0.5	500	+25/-0
C24S-M0100	1	1000	+25/-0
C24S-M0150	1.5	1500	+50/-0
C24S-M0200	2	2000	+50/-0
C24S-M0300	3	3000	+50/-0
C24S-M0500	5	5000	+50/-0



PIN OUT



SHELL ——— BRAID + DRAIN WIRE



NOTE:

- CABLE: UL2464 28AWG*12P+AEB. PVC JACKET BEIGE(BG-02), OD:8.5±0.15MM.
- CONNECTOR:P1:CENTRONICS 24PIN FEMALE: SOLDER ASSY NEW TYPE, GOLD FLASH CONTACTS. BLUE PBT INSULATION, W/METAL SHELL AND THIMBLE(OD:10MM).
- PACKING: EACH CABLE IN A ZIP-LOCK POLY-BAG.
LABEL (WHITE BACKGROUND WITH BLACK LETTERS) TO BE STAMPED ON POLYBAG.
- 100% ELECTRICAL TESTING.

NET MECHANISM Corp				
www.cabling-ol.net				
SCALE	NONE		REV	A
UNIT	MM			
SHEET	1/1	DWG NO.		
DATE	11/13/04	TITLE		
CN24F TO OPEN				
PART NO.	C24S-MXXXX			