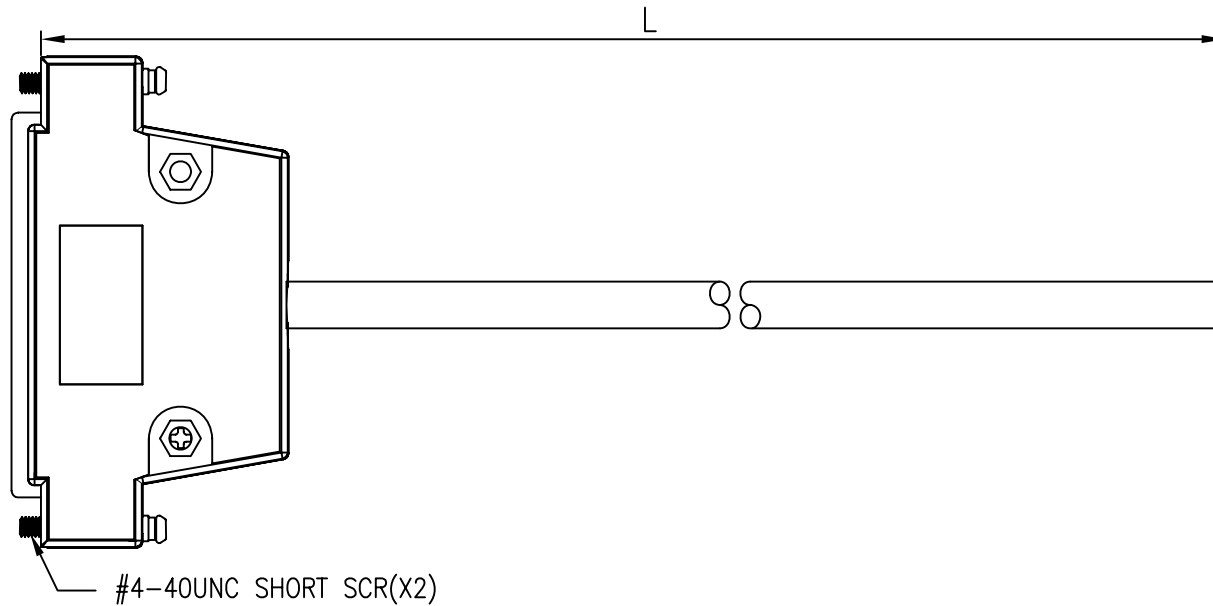


P1 DB37M

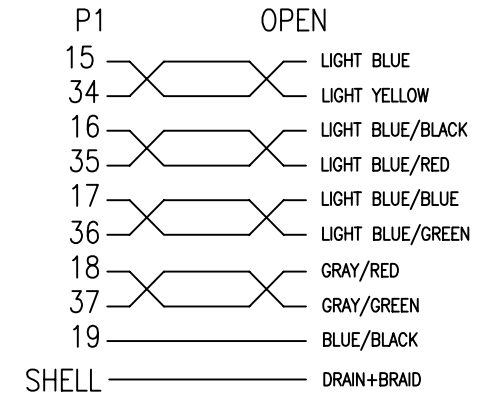
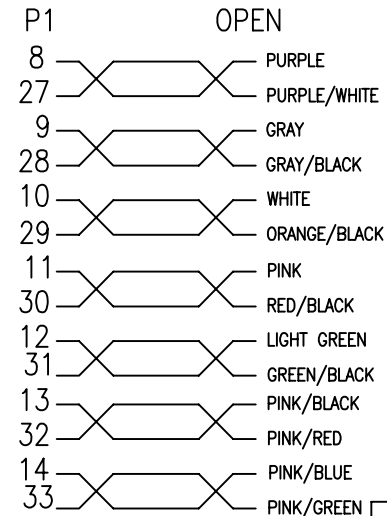
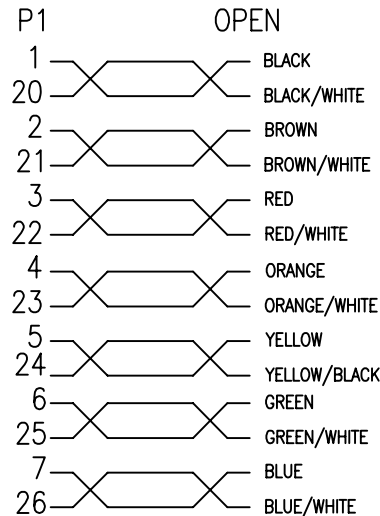


#4-40UNC SHORT SCR(X2)

OPEN

P/N	X(M)	L(MM)	TOLERANCE(MM)
D37S-M0050-CG	0.5	500	+50/-0
D37S-M0100-CG	1	1000	+75/-0
D37S-M0150-CG	1.5	1500	+75/-0
D37S-M0200-CG	2	2000	+75/-0
D37S-M0250-CG	2.5	2500	+75/-0
D37S-M0300-CG	3	3000	+75/-0
D37S-M0400-CG	4	4000	+75/-0
D37S-M0500-CG	5	5000	+150/-0
D37S-M1000-CG	10	10000	+150/-0

PIN OUT:



NOTE:

- 1.CABLE:UL2464 28AWG X 19P+AL/MY+DRAIN+BRAID,PVC JACKET,COLOR:BEIGE(BG-02), $\phi 9.5 \pm 0.15$ mm.
- 2.CONN.:P1-D-SUB 37PIN FEMALE: SOLDER TYPE,BLACK PBT INSULATION,GOLD FLASH CONTACTS,SHELL NICKEL PLATED ON TOP AND TIN PLATED ON BOTTOM.
3. $\phi 1.0 \times 10$ MM BLACK HEAT SHRINK TUBING.
4. $\phi 10.0 \times 25$ MM BLACK HEAT SHRINK TUBING.
5. $\phi 1.5 \times 30$ MM BLACK HEAT SHRINK TUBING.
- 6.D-SUB 37P HOOD.
- 7.TESTING:100% ELECTRICAL TEST.
- 8.PACKING:EACH CABLE IN A POLY-BAG.

NET MECHANISM Corp www.cabling-ol.net				
SCALE	NONE		REV	B
UNIT	MM			
SHEET	1/1	DWG NO.		
DATE	07/10/08			
TITLE DB37F TO OPEN				
PART NO. D37S-MXXXX-CG				