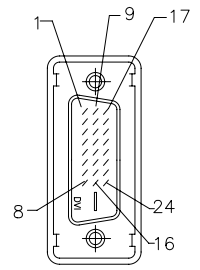
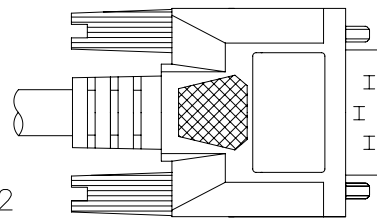
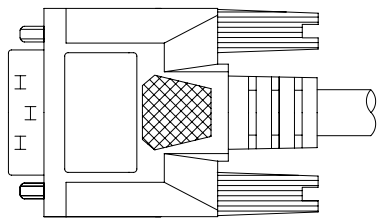


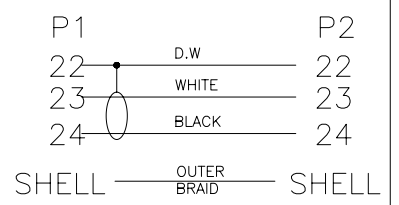
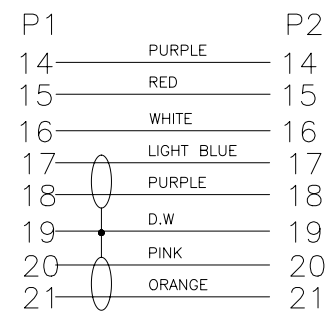
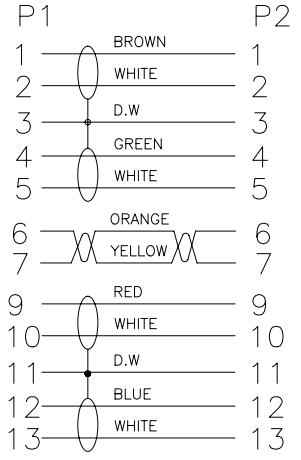
P1 (DVI 24+1M)



P2 (DVI 24+1M)



WIRE LIST:



P/N	XX(FT)	L(MM)	TOLERANCE(MM)
DDIS-DMDM-03	03	914	+50/-0
DDIS-DMDM-06	06	1829	+75/-0
DDIS-DMDM-10	10	3048	+75/-0
DDIS-DMDM-15	15	4572	+75/-0

NOTE:

- UL20276 (1P\*30#+D+AL)\*7C+1P\*30#+3C\*30#+AL+D+B,OD:8.2, BLACK.
- CONN:P1&P2 DVI 24+1+5 MALE,PIN:G/F,INSULATION BLACK,GOLD PLATED SHELL.
- SCREW:#4-40UNC MOLDED BLACK.
- HOOD MOLDED 45P PVC BLACK.
- 100% ELECTRICAL TESTING:  
 CONTACT RESISTANCE:2 OHM  
 INSULATION RESISTANCE:50M OHM  
 VOLTAGE:DC 500V

NET MECHANISM Corp				
www.cabling-ol.net				
SCALE	NONE		REV	A
UNIT	MM			
SHEET	1/1	DWG NO.		
DATE	06/21/05			
TITLE				
DVI 24+1M TO DVI 24+1M				
PART NO.				
DDIS-DMDM-XX				