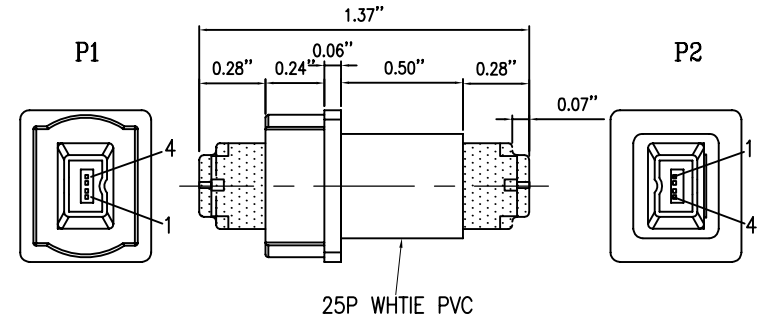
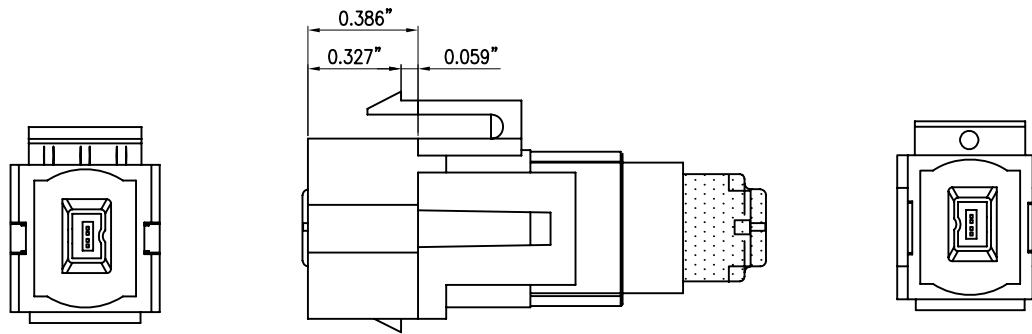


MODULE DRAWING(UNIT:INCH)



1394 4P F/F ADAPTER(UNIT:INCH)



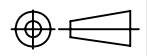
ASSEMBLY DRAWING

WIRE LIST

P1 4P/F		P2 4P/F
3	_____	1
4	_____	2
1	_____	3
2	_____	4
SHELL	_____	SHELL

NOTES:

1. MODULE:MATERIAL:PC+ABS, WHITE.
2. ADAPTOR:1394 4P F/F ADAPTER,INSULATION:BLACK;NICKEL PLATED SHELL.
3. MOLDING 25P WHITE(WH-05) PVC.
4. MOLD:1394-0403,071-01(071D ELLIPSE TYPE).

NET MECHANISM Corp www.cabling-ol.net				
SCALE	NONE		REV	A
UNIT	INCH			
SHEET	1/1	DWG NO.		
DATE	10/24/08			
TITLE 1394 4P F/F MODULE				
PART NO. SIM-FWM-WH				