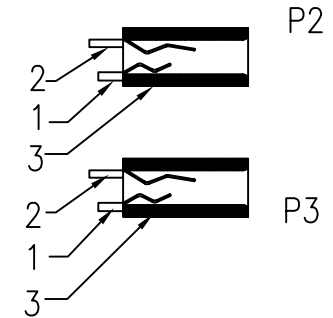
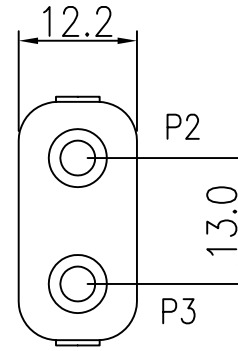
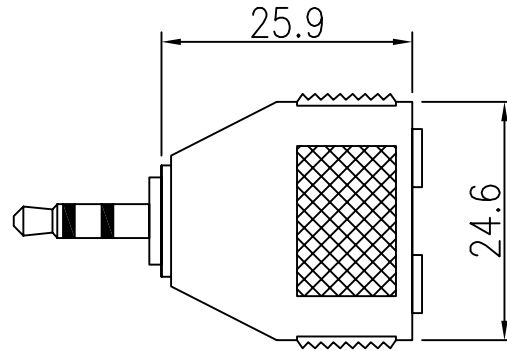


P1



WIRE LIST

P1	P2	P3
1 ————— 1	1 ————— 1	1
2 ————— 2	2 ————— 2	2
3 ————— 3	3 ————— 3	3

REMARK:

- 1.CONSTRUCTION: SHAPE AND DIMENSIONS SUBJECT TO ATTACHED CHARTREGULATION.APPEARANCE:EVERY PART SHOULD BE FINISHED NOT TO DILAPIDTION. CRACK AND BAD FLATING.
- 2.P1:3.5MM STEREO PLUG,GOLD PLATED SHELL,GOLD PLATED CONTACT AND P2 P3:3.5MM STEREO JACK,GOLD PLAGED SHELL,GOLD PLATED CONTACT.
- 3.ADAPTER INSERION EXTRSCTION: FORLE 0.5Kg TO 2.0Kg.
- 4.ELECTRONIC CHARCTERISTICS: CONTACT RESISTANCE:20M Ω
INSULATION RESISTANC: 2M Ω WITHSTAND VOLTAGE AC:100V DC:150V,
CURRENT RATING AC: 100V/0.5A DC:150V/1A
5. OPERATING TEMPERATURE-30°C-+60°C AND ELECTRICAL LITE IS 5000 TIMES INSERTING LEXTRACTING CIT FALL LOAD.
- 6.OVERMOLD COLOR IS BALCK AND MATERIAL IS PVC PLASTIC.

NET MECHANISM Corp www.cabling-ol.net				
SCALE	NONE		REV	A
UNIT	MM			
SHEET	1/1	DWG NO.		
DATE	03/08/06			
TITLE ø3.5mm STEREO PLUG TO 2*ø3.5mm STEREO JACK				
PART NO. SM-2SF				