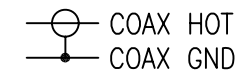
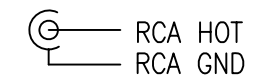
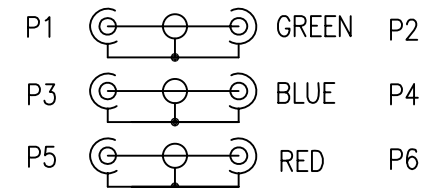


P/N	X(M)	L(MM)	TOLERANCE(MM)
VD-3RMMHS-M01	1	1000	+75/-0
VD-3RMMHS-M02	2	2000	+75/-0
VD-3RMMHS-M03	3	3000	+75/-0
VD-3RMMHS-M05	5	5000	+150/-0
VD-3RMMHS-M10	10	10000	+150/-0
VD-3RMMHS-M15	15	15000	+300/-0

PIN OUT



NOTE:

1. CABLE: UL2919 28AWG (7/0.127)*3COAX(OFC)+PAPER+JACKET.
JACKET COLOR:BLACK MATT PVC AND OD= $\phi 7.0 \pm 0.15$ MM.
2. CONNECTOR: P1,P2,P3,P4,P5,P6:RCA MALE,INSULATION:WHITE,
SHELL:GOLD PLATED.
3. MOLDING 60P PVC.P1&P2:GREEN;P3&P4:BLUE;P5&P6:RED.
4. STRAIN RELIEF MOLDING 45P BLACK PVC.
5. PACKING: EACH CABLE IN A ZIP-LOCK POLY-BAG.
6. MOLD NO.: RCA-01; SR-11.

NET MECHANISM Corp
www.cabling-ol.net

SCALE	NONE		REV	A
UNIT	MM		DWG NO.	
SHEET	1/1	DATE		
DATE	08/12/06	TITLE		
TITLE		RCAM*3 TO RCAM*3		
PART NO.		VD-3RMMHS-MXX		