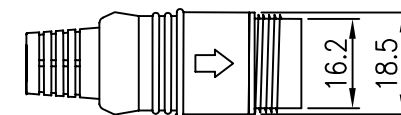
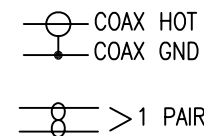
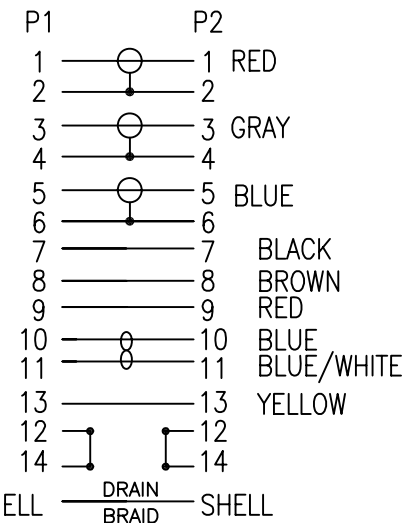


P1

DIN 14P/F



PIN OUT



P/N	X(M)	L(MM)	TOLERANCE(MM)
VD-DTDIN14F-M10	10	10000	+150/-0
VD-DTDIN14F-M20	20	20000	+300/-0
VD-DTDIN14F-M30	30	30000	+300/-0

NOTE:

1. MINI R.G.B CABLE:[(32AWG X 3COAX(OFC), EACH COAX SPIRAL SHIELDED) + (30AWG X 5C,OFC)+(30AWG X 2PAIRS,OFC)], AL-FOIL AND BRAID(85% min) SHIELDED WITH DRAIN WIRE, UL20276, BLACK MATT PVC JACKET,  $\phi 5.0 \pm 0.15\text{mm}$ .
2. CONNECTOR: P1: HALF PITCH 14PIN CENTRONICS MALE, PIN: GOLD PLATED, SHELL: GOLD PLATED, SOLDER TYPE, BLACK HOOD, OD:  $\phi 6.0\text{MM}$ . P2: DIN 14P FEMALE, NICKEL PLATED CONTACTS AND SHELL, SCREW THREAD TYPE.
3. MOLDING 45P BLACK PVC.
4. TEST: 100% ELECTRICAL TESTING.
5. MOLD NO.: D14F-02.

NET MECHANISM Corp			
www.cabling-ol.net			
SCALE	NONE		REV
UNIT	MM		A
SHEET	1/1	DWG NO.	
DATE	03/19/07		
TITLE			
HPCN14M TO DIN 14/F			
PART NO.			
VD-DTDIN14F-MXX			