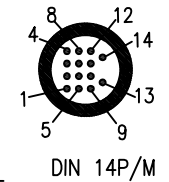
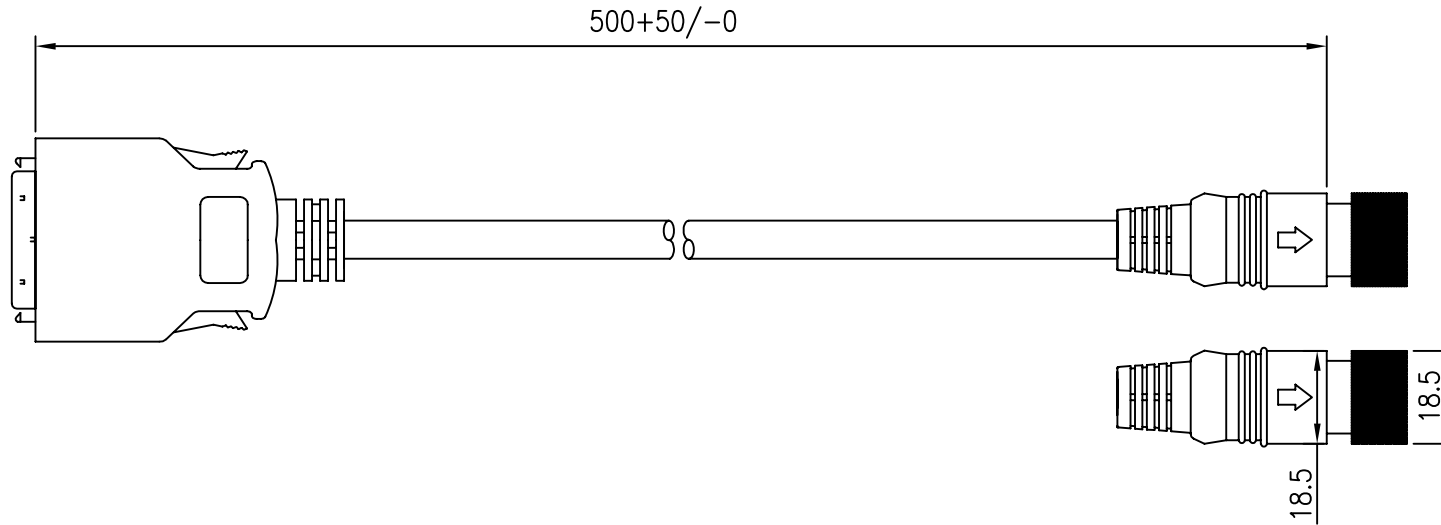


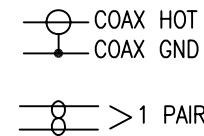
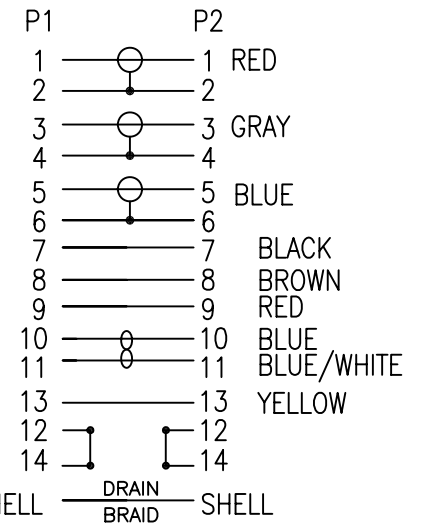
P1



P2

DIN 14P/M

PIN OUT



NOTE:

1. MINI R.G.B CABLE:[(32AWG X 3COAX(OFC), EACH COAX SPIRAL SHIELDED) + (30AWG X 5C,OFC)+(30AWG X 2PAIRS,OFC)], AL-FOIL AND BRAID(85% min) SHIELDED WITH DRAIN WIRE, UL20276, BLACK MATT PVC JACKET, $\phi 5.0 \pm 0.15\text{mm}$.
2. CONNECTOR: P1: HALF PITCH 14PIN CENTRONICS MALE, PIN: GOLD PLATED, SHELL: GOLD PLATED, SOLDER TYPE, BLACK HOOD, OD: $\phi 6.0\text{MM}$. P2: DIN 14P MALE, NICKEL PLATED CONTACTS AND SHELL, SCREW THREAD TYPE.
3. MOLDING 45P BLACK PVC.
4. TEST: 100% ELECTRICAL TESTING.
5. MOLD NO.: D14M-02.

NET MECHANISM Corp			
www.cabling-ol.net			
SCALE	NONE		REV
UNIT	MM		A
SHEET	1/1	DWG NO.	
DATE	03/03/07		
TITLE			
HPCN14M TO DIN 14/M			
PART NO.			
VD-DTDIN14M-M005			