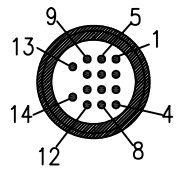


DIN 14P/M



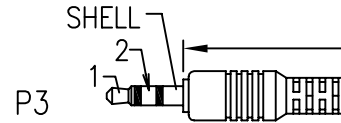
P1

18.5MM

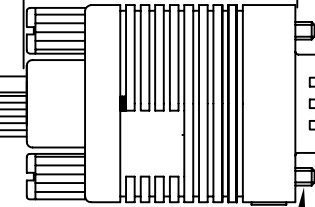
GREEN(GN02) PVC  
KEY POSITION

300+25/-0

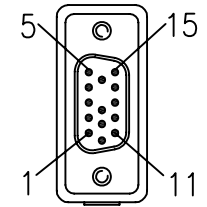
200±15



P3

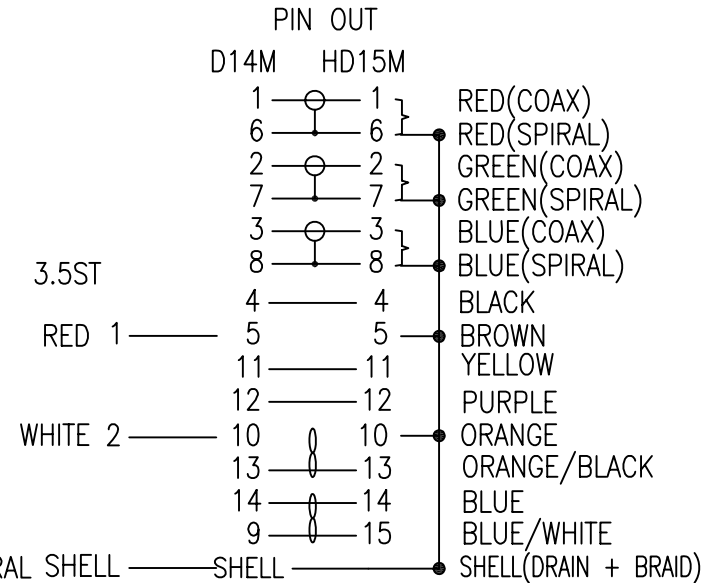


#4-40 UNC(X2)



HD15M

P2



NOTE:

- CABLE1: [(28AWG X 3COAX, EACH COAX SPIRAL SHIELDED, 75Ω, UL1354) + (24AWG X 4C) + (24AWG X 2PAIRS)], AL-FOIL AND BRAID SHIELDED WITH DRAIN WIRE, UL2919, BLACK PVC JACKET, SLOT OD:9.0±0.15mm.  
CABLE2: NON UL, 26AWG\*2C+SPIRAL SHIELD, BLACK PVC JACK, OD:3.0±0.15mm.
- CONNECTOR:P1: DIN 14P MALE, NICKEL PLATED CONTACTS AND SHELL, LOCKER TYPE.  
P2: HIGH DENSITY D-SUB 15PIN MALE: SOLDER TYPE, GOLD FLASH CONTACTS, NICKEL PLATED SHELL.  
P3: DC3.5mm STEREO PLUG, NICKEL PLATED SHELL.
- SHIELDED: COPPER FOIL TAPE COVER PREMOLD AND 360° SOLDER TO CONNECTOR SHELL AND CABLE BRAID.
- P1:MOLDED GREEN(GN02) PVC.P2&P3:MOLDED BLACK PVC.
- TESTING: 100% ELECTRICAL TEST .

NET MECHANISM Corp  
www.cabling-ol.net

SCALE	NONE		REV	A
UNIT	MM			
SHEET	1/1	DWG NO.		
DATE	11/22/10			
TITLE				
DIN14M TO HDB15M+3.5STEREO PLUG				
PART NO.				
DIN14M-HD15M35M-M003				