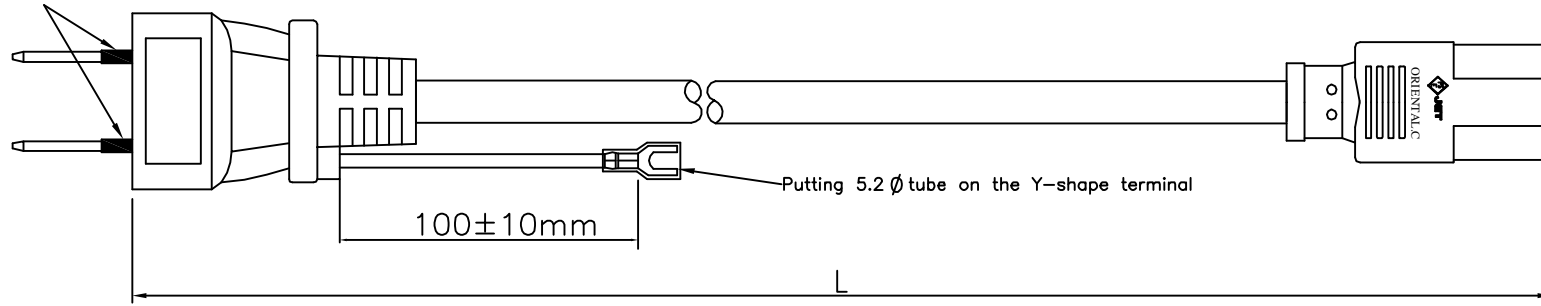


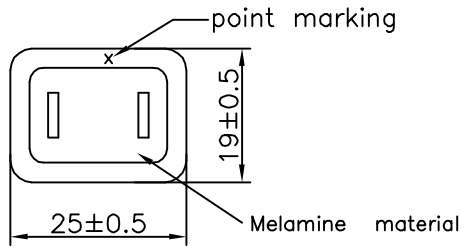
INSULATION PIN



Putting 5.2 ϕ tube on the Y-shape terminal

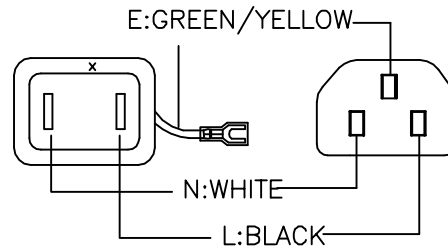
100±10mm

L



point marking

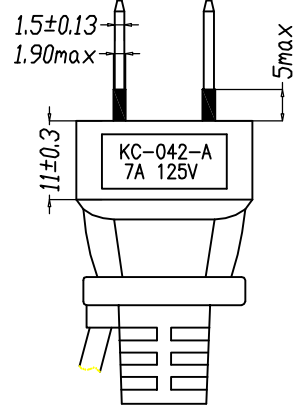
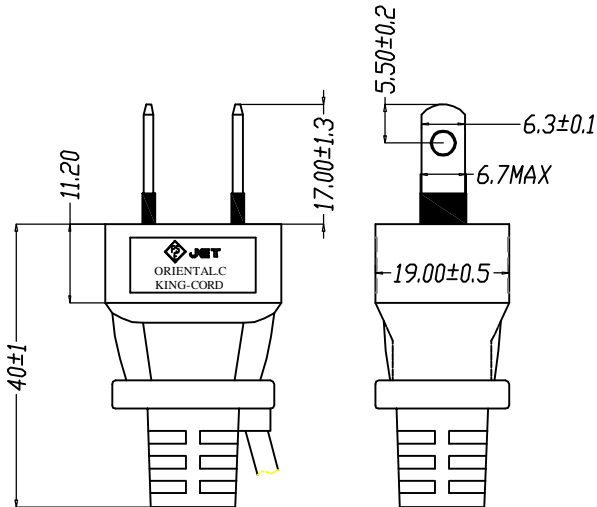
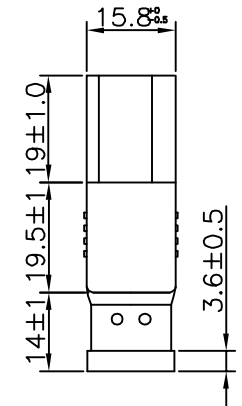
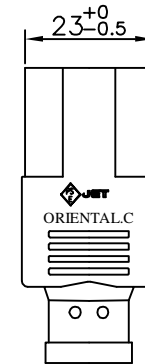
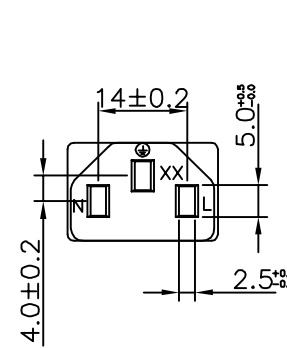
Melamine material



E: GREEN/YELLOW

N: WHITE

L: BLACK



KC-042-A: JET

KC-003: JET

1. CABLE: VCTF 3*0.75mm² JACKET BLACK OD=φ7.0±0.1mm
2. PVC: 88 A PVC BLACK
3. COLOR: BLACK
4. Tie: BLACK

P/N	L(MM)	TOLERANCE(MM)
ACJ-2TPS-02	2000	±50
ACJ-2TPS-03	3000	±50
ACJ-2TPS-05	5000	±80

NET MECHANISM Corp www.cabling-ol.net				
SCALE	NONE		REV	D
UNIT	MM			
SHEET	1/1	DWG NO. K4AJ31QCXXXBR-B-9		
DATE	17/07/19	TITLE		
PART NO. ACJ-2TPS-XX				