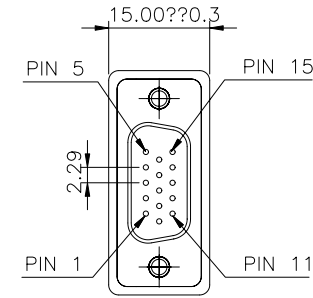
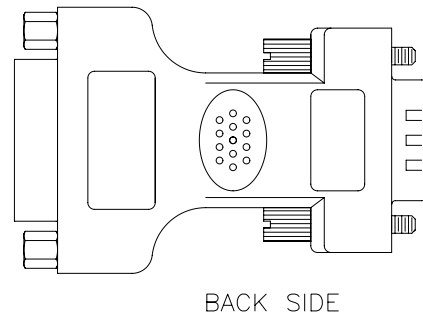


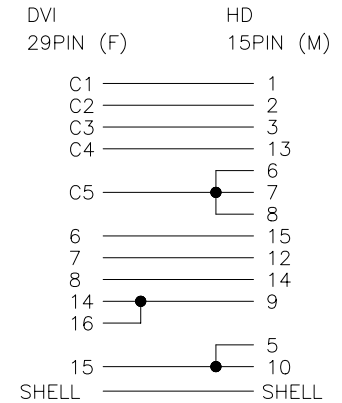
DVI29F



HD15M



WIRE DIAGRAM



1. DVI29F:DVI-Integrated 29P Female Connector Insulator: High Temperature Plastic UL-94V-0 Contact: Phosphor Bronze Metal Board Lock: Zinc Alloy With Tin Plating 150u" Over Shell: Zinc Alloy With Nickel Plated 150u" Over Contact Plating: Gold On Contact Area And Tin/LEAD On Solder Tail All With Nickel Underplating
- 2.Screw Lock:UNC #4-40 Nickel Plated
- 3.Hood:PVC Molded Color: black Inner Molded With Copper Foil Shielded
- 4.Jack Screw:UNC #4-40 Nickel Plated
- 5.HD15M:D-SUB High Density 2.29mm 15P Male Connector Shell: Steel Nickel Plated Insulator: Black P.B.T Contact: Brass G/F Gold Plated
- 6.TESTING:100% ELECTRICAL TEST.

NET MECHANISM Corp www.cabling-ol.net				
SCALE	NONE		REV	A
UNIT	MM			
SHEET	1/1	DWG NO.		
DATE	06/21/05			
TITLE DVI 24+5F TO HDD 15M				
PART NO. ADP-DVI-IFAM				