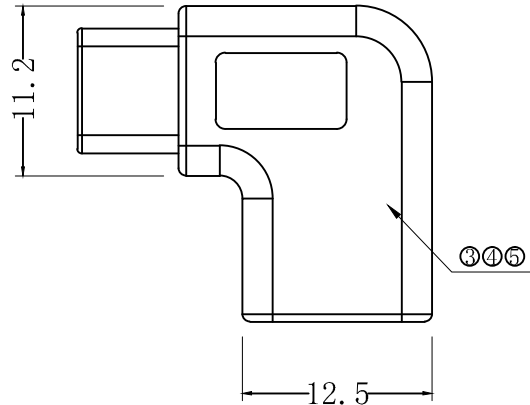
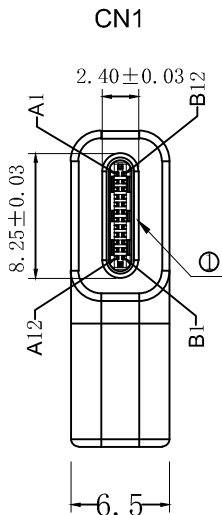
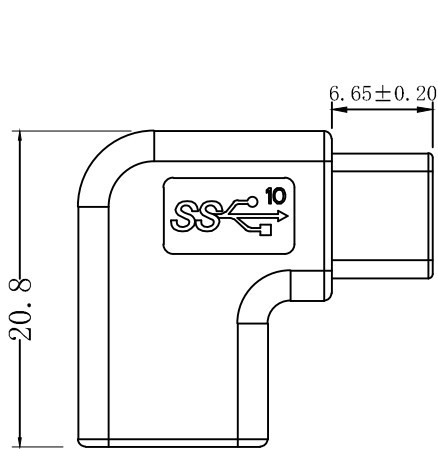
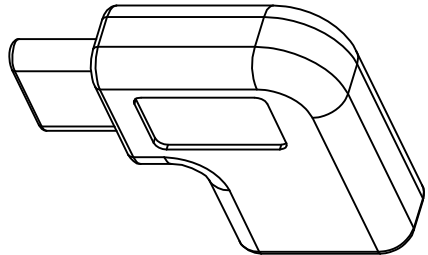
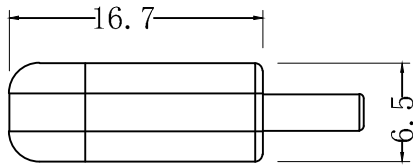


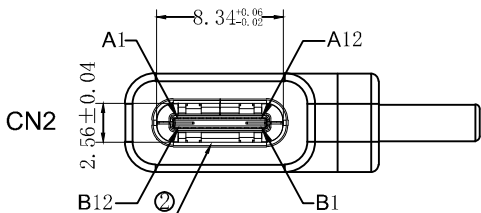
REVISIONS			
REV	DESCRIPTION	DATE	APPROVED
A	/	2017/03/26	Sam



接点表

CN1	CN2	CN1	CN2
A1	A1	B1	B1
A2	A2	B2	B2
A3	A3	B3	B3
A4	A4	B4	B4
A5	A5	B5	B5
A6	A6	B6	B6
A7	A7	B7	B7
A8	A8	B8	B8
A9	A9	B9	B9
A10	A10	B10	B10
A11	A11	B11	B11
A12	A12	B12	B12

SHELL ——— SHELL



注:

- 100%短/断路&错线测试条件;
- 导通阻抗 ≤ 5 Ω, 绝缘阻抗 ≥ 10M Ω. 高压测试, DC 300V/10mS.
- 产品采用PCB板连接.

編碼原則: FDAL-MALF-A01J-XX

BK	BLACK
WL	WHITE

5	外模	PVC胶料 45P	FG-USB023	2.1G
4	内模	PE胶料 透明	FG-USB022	1.5G
3	内连接	PCB板 T=0.8MM	FG-JH-013	1PCS
2	连接器	USB TYPE C/F 9.3壳体镀镍 PIN针镀金	FG-9190	1PCS
1	连接器	USB 3.1 C TYPE MALE 壳体镀珍珠镍 PIN针镀金	FG-9100	1PCS
序号	名称	材料	物料编号	用量

X±0.30	X°± 5°	NAME:				
.X±0.20	.X°± 2°	BE				
.XX±0.08	.XX°± 1°	UNITS:	PART NO.:	TITLE:		
.XXX±0.03	.XXX°±0.5°	MM	FDAL-MALF-A01J-XX	USB 3.1 Type C M to F Adapter, 90度		
	2017/03/26	2017/03/26	2017/03/26	DWG NO.:		
	APPD BY	CHECK BY	DRAWN BY	FDAL-MALF-A01J		
				SCALE	SHEET	REV.
				NONE	1/1	A