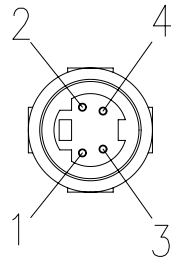
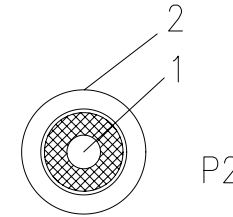
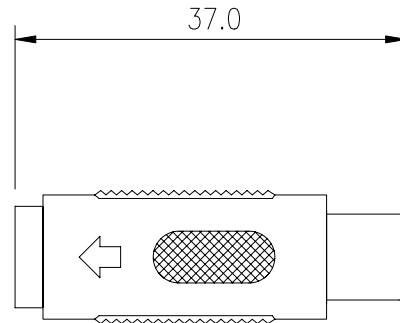


P1



MD4F



P2

WIRE LIST

P1		P2
2	SHELL	2
3	CENTER	1

REMARK:

- 1.CONSTRUCTION: SHAPE AND DIMENSIONS SUBJECT TO ATTACHED CHARTREGULATION.APPEARNC:EVERY PART SHOULD BE FINISHED NOT TO DILAPIDTION. CRACK AND BAD FLATING.
- 2.P1:MINI DIN 4P FEMALE,GOLD PLATED SHELL AND P2: RCA FEMALE,GOLD PLATED SHELL.
- 3.ADAPTER INSERION EXTRSCTION: FORLE 0.5Kg TO 2.0Kg.
- 4.ELECTRONIC CHARCTERISTICS: CONTACT RESISTANCE:10M Ω
INSULATION RESISTANC: 5M Ω WITHSTAND VOLTAGE AC:100V DC:250V,
CURRENT RATING AC: 100V/0.3A DC:200V/1A.
5. OPERATING TEMPERATURE-30°C-+60°C AND ELECTRICAL LITE IS 5000 TIMES INSERTING LEXTRACTING CIT FALL LOAD.
- 6.OVERMAL COLOR IS BLACK AND MATERIAL IS PVC PLASTIC.

NET MECHANISM Corp www.cabling-ol.net				
SCALE	NONE		REV	A
UNIT	MM			
SHEET	1/1	DWG NO.		
DATE	06/17/05			
TITLE RCA/F TO MD4/F ADAPTER				
PART NO. MD4F-RCAF				